

# FINANCIAL INFORMATION

## Spending priorities for Stanburn

This school's data covers the financial year April 2023 to March 2024 consistent financial reporting return (CFR).

# Stanburn Primary School

[Change school](#)

This school's data covers the financial year April 2023 to March 2024 consistent financial reporting return (CFR).

**In year balance**

£270,270

**Revenue reserve**

£930,457

**School phase**

Primary

## Spending priorities for this school

### Top spending priorities

#### Non-educational support staff and services

**High priority** Spends **£840** per pupil —  
Spending is higher than **96.7%** of similar schools.

#### Educational ICT

**High priority** Spends **£89** per pupil — Spending  
is higher than **93.3%** of similar schools.

#### Premises staff and services

**High priority** Spends **£59** per square metre —  
Spending is higher than **90%** of similar schools.

Red, amber and green (RAG) priority ratings are shown to give an indication of the spending compared to similar schools.

The rating is not an indication of performance. It is used to display if spending is significantly more or less than similar schools. This does not consider any individual spending strategies which might apply.

The ratings are intended for schools and trusts to identify potential areas to help them make informed spending decisions.

[View all spending priorities for this school](#)

# Priority cost categories

This shows where spending is different to similar schools.

## Non-educational support staff

Save as image

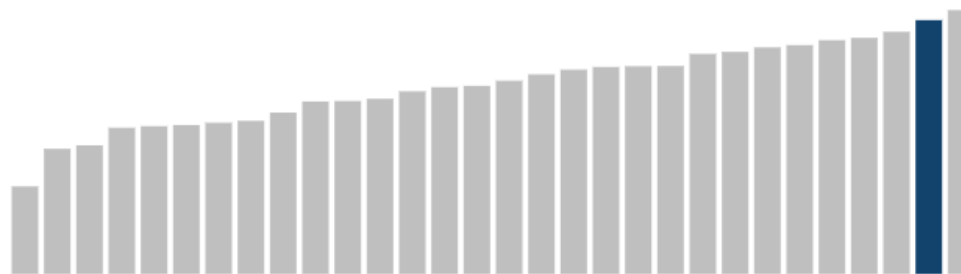
Copy image

E05

E07

E28a

**High priority** Spending is higher than **96.7%** of similar schools.



### Find ways to spend less

[Audit services](#)

[Specialist professional services](#)

[Legal services](#)

[HR, payroll and employee screening services](#)

This school spends

**£840**

per pupil

Similar schools spend

**£627**

per pupil, on average

This school spends

**£213** (33.9%)

more per pupil

[View all non-educational support staff and services costs.](#) This includes administrative and clerical staff, auditor costs, other staff and professional services (non-curriculum).

# Priority cost categories

This shows where spending is different to similar schools.

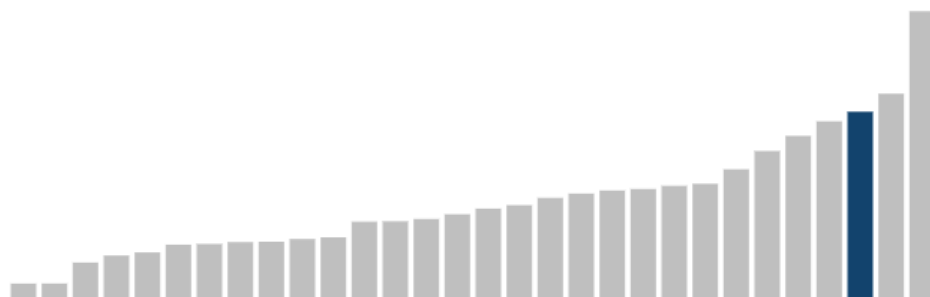
## Educational ICT

Save as image

Copy image

E20

**High priority** Spending is higher than **93.3%** of similar schools.



This school spends

**£89**

per pupil

Similar schools spend

**£40**

per pupil, on average

This school spends

**£49** (121.5%)

more per pupil

### Find ways to spend less

[Digital marketplace \(G-Cloud 13\)](#)

[Everything ICT](#)

[IT hardware](#)

[Multi-functional devices and digital solutions](#)

[Multifunctional devices and digital transformation solutions](#)

[Multifunctional devices, print and digital workflow software services and managed print service provision](#)

[Outsourced ICT](#)

[Print marketplace](#)

[Software licences and associated services for academies and schools](#)

[Technology products & associated services 2](#)

[View all educational ICT costs](#). This includes ICT learning resources.

# Priority cost categories

This shows where spending is different to similar schools.

## Premises staff and services

Save as image

Copy image

E14

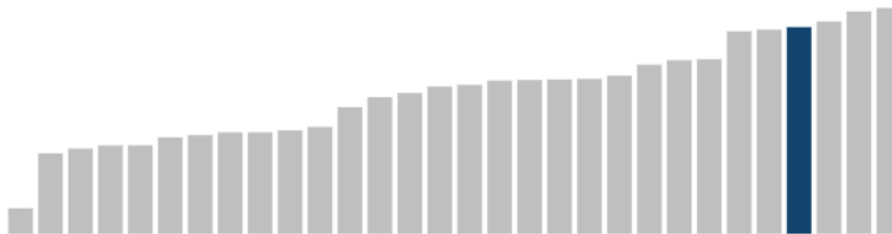
E12

E18

E04

High priority

Spending is higher than **90%** of similar schools.



This school spends

**£59**

per square metre

Similar schools spend

**£42**

per square metre, on average

This school spends

**£17** (40.7%)

more per square metre

### Find ways to spend less

[Building cleaning](#)

[Cleaning services](#)

[Total cleaning service solutions](#)

[Facilities management and workplace services](#)

[Internal fit-out and maintenance](#)

[Building in use - support services](#)

[View all premises staff and services costs.](#) This includes cleaning and caretaking, maintenance of premises, other occupation costs and premises staff.

# Priority cost categories

This shows where spending is different to similar schools.

## Utilities

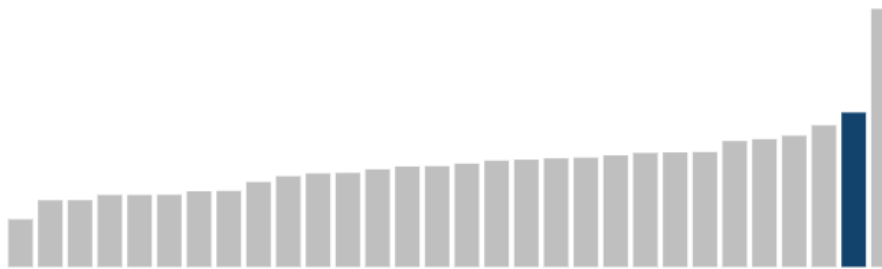
Save as image

Copy image

E16

E15

**High priority** Spending is higher than **96.7%** of similar schools.



This school spends

**£33**

per square metre

Similar schools spend

**£21**

per square metre, on average

This school spends

**£11**

(53.7%)

**more** per square metre

### Find ways to spend less

[Debt resolution services](#)

[Electricity \(for supply during 2020 - 2028\)](#)

[Energy cost recovery services](#)

[Flexible electricity](#)

[Flexible gas](#)

[Liquid fuels](#)

[Liquid fuels](#)

[Liquified petroleum gas and other liquified fuels](#)

[Mains gas 2023](#)

[Supply of energy 2](#)

[Water, wastewater and ancillary services](#)

[Water, wastewater and ancillary services](#)

[View all utilities costs.](#) This includes energy and water and sewerage.

# Priority cost categories

This shows where spending is different to similar schools.

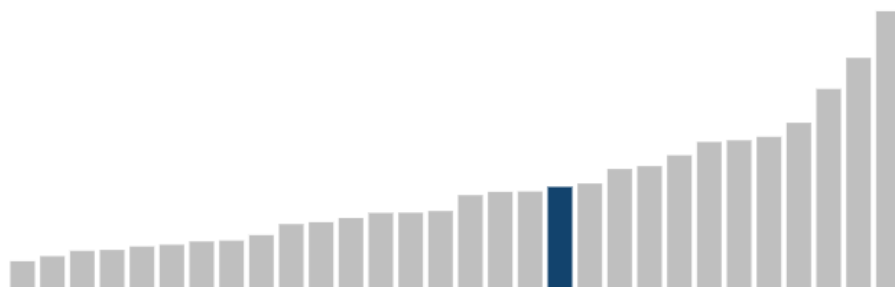
## Administrative supplies

Save as image

Copy image

E22

Medium priority Spending is higher than **63.3%** of similar schools.



This school spends

**£56**

per pupil

Similar schools spend

**£47**

per pupil, on average

This school spends

**£9** (20.2%)

more per pupil

### Find ways to spend less

- [Communications solutions](#)
- [Communications solutions and associated telephony services](#)
- [Corporate software and related products and services](#)
- [Cyber security services 3](#)
- [Digital marketplace \(G-Cloud 13\)](#)
- [Education management systems](#)
- [Everything ICT](#)
- [ICT networking and storage solutions](#)
- [IT hardware](#)
- [Multi-functional devices and digital solutions](#)
- [Multifunctional devices and digital transformation solutions](#)
- [Multifunctional devices, print and digital workflow software services and managed print service provision](#)

[View all administrative supplies costs.](#) This includes administrative supplies (non-educational).

# Priority cost categories

This shows where spending is different to similar schools.

## Catering staff and supplies

Save as image

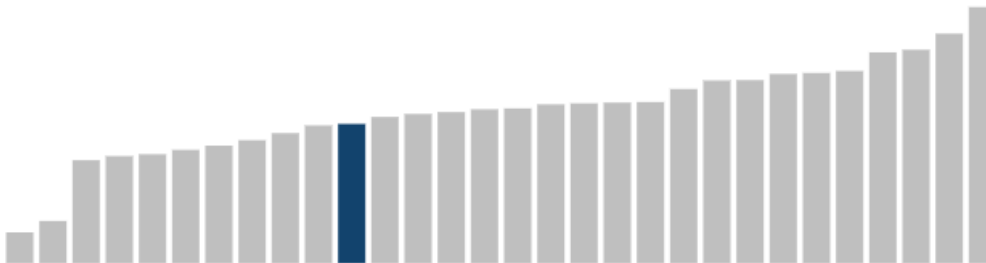
Copy image

E06

E25

Medium priority

Spending is higher than **36.7%** of similar schools.



This school spends

**£265**

per pupil

Similar schools spend

**£295**

per pupil, on average

This school spends

**£30** (10.1%)

less per pupil

### Find ways to spend less

[Catering services](#)

[Catering services](#)

[Commercial catering equipment](#)

[Grocery, fresh, chilled and frozen foods](#)

[Outsourced catering services](#)

[Facilities management and workplace services](#)

[View all catering staff and supplies costs.](#) This includes catering staff and catering supplies.

## Teaching and Teaching support staff

Save as image

Copy image

E01

E02

E26

E03

E27

Medium priority

Spending is less than **86.7%** of similar schools.



This school spends

**£4,256**

per pupil

Similar schools spend

**£4,522**

per pupil, on average

This school spends

**£266** (5.9%)

less per pupil

[View all teaching and teaching support staff costs.](#) This includes teaching staff, supply teaching staff, agency supply teaching staff, education support staff and educational consultancy.

# Low priority cost categories

This shows where spending is close to similar schools.

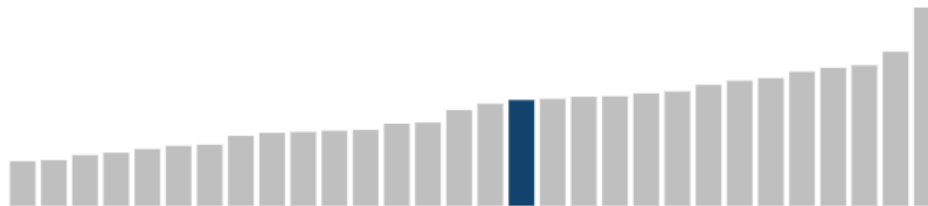
## Educational supplies

Save as image

Copy image

E21 E19

Low priority Spending is higher than **56.7%** of similar schools.



This school spends  
**£212**  
per pupil

Similar schools spend  
**£198**  
per pupil, on average

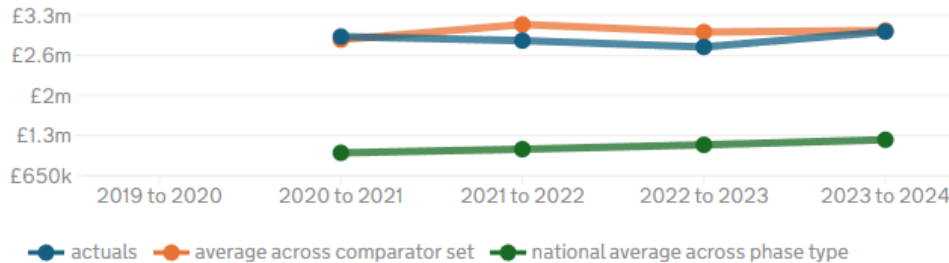
This school spends  
**£14** (7.2%)  
**more** per pupil

[View all educational supplies costs](#). This includes examination fees and learning resources (not ICT equipment).

# Staff Costs

## Total teaching and teaching support staff costs

Save as image

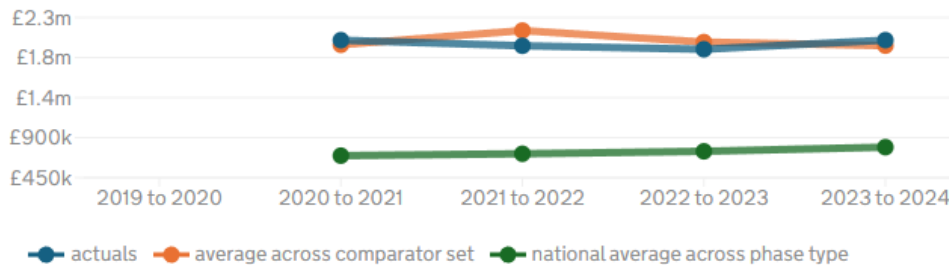


2023 to 2024

£3m

## Teaching staff costs

Save as image



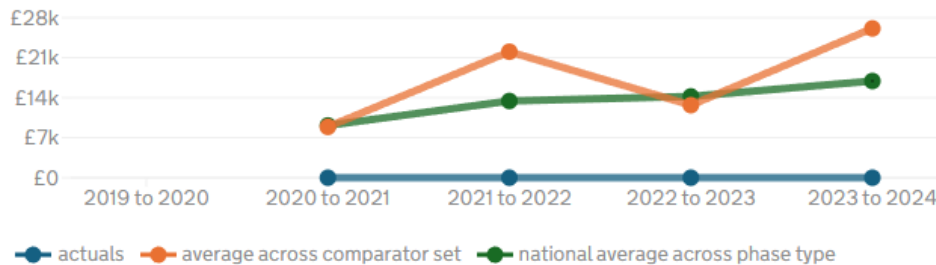
2023 to 2024

£2m

[Reportable Salaries link](#)

## Supply teaching staff

Save as image



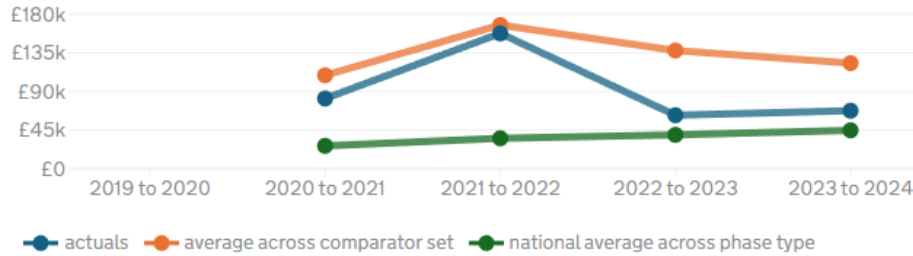
2023 to 2024

£0

# Staff Costs

## Educational consultancy

Save as image

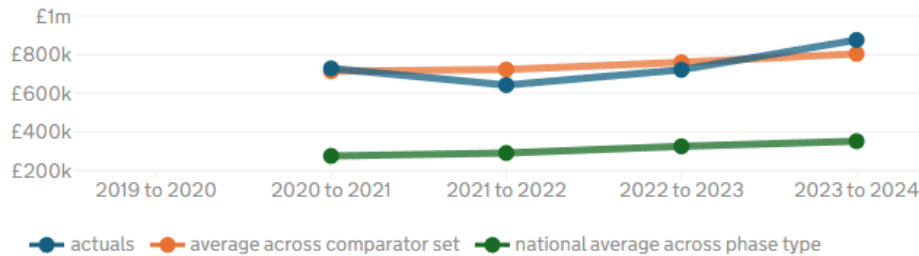


2023 to 2024

£68k

## Education support staff

Save as image

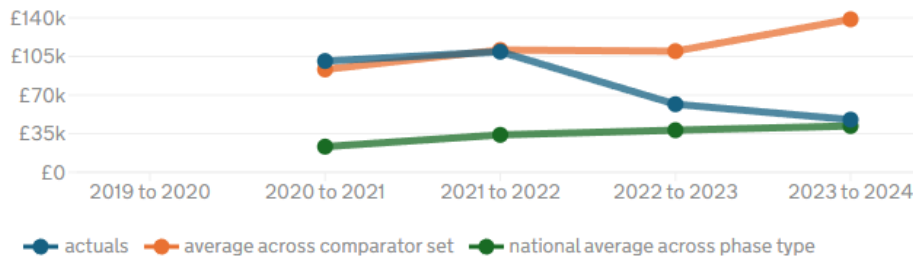


2023 to 2024

£876k

## Agency supply teaching staff

Save as image



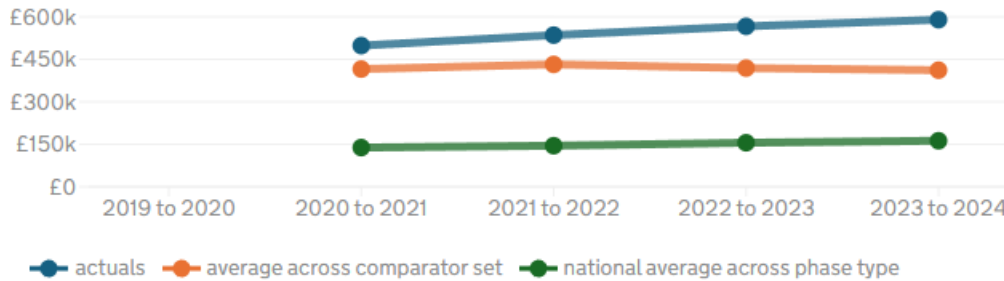
2023 to 2024

£48k

# Staff Costs

## Total non-educational support staff costs

Save as image

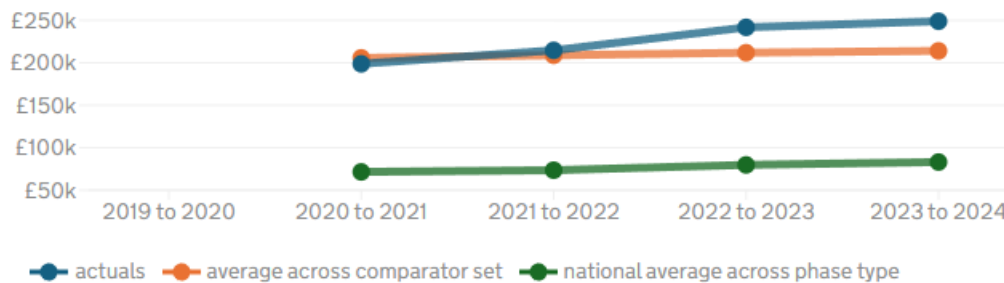


2023 to 2024

**£590k**

## Administrative and clerical staff costs

Save as image

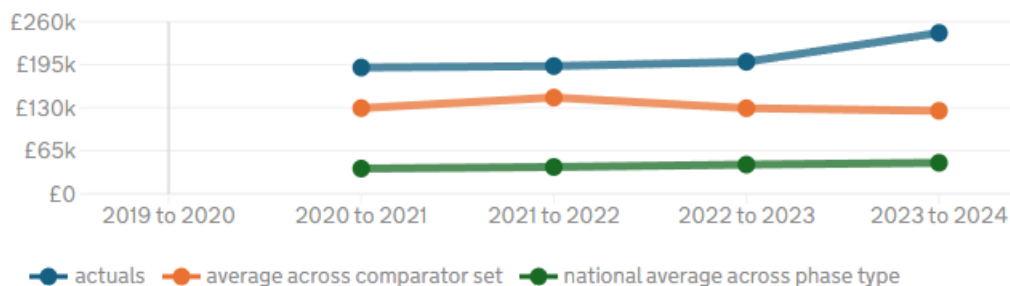


2023 to 2024

**£249k**

## Other staff costs

Save as image



2023 to 2024

**£243k**