

FINANCIAL INFORMATION

Spending priorities for Stanburn

This school's data covers the financial year April 2024 to March 2025 consistent financial reporting return (CFR).

All information can be found here:
<https://financial-benchmarking-and-insights-tool.education.gov.uk/school/102214>

Stanburn Primary School

[Change school](#)

This school's data covers the financial year April 2024 to March 2025 consistent financial reporting return (CFR).

In year balance

£8,876

Revenue reserve

£939,333

School phase

Primary

Spending for this school

Non-educational support staff and services

High Spends **£826** per pupil — Spending is higher than **80%** of similar schools.

Administrative supplies

High Spends **£100** per pupil — Spending is higher than **83.3%** of similar schools.

Premises staff and services

High Spends **£62** per square metre — Spending is higher than **83.3%** of similar schools.

Red, amber and green (RAG) ratings are shown to give an indication of the spending compared to similar schools.

The rating is not an indication of performance. It is used to display if spending is significantly more or less than similar schools. This does not consider any individual spending strategies which might apply.

The ratings are intended for schools and trusts to identify potential areas to help them make informed spending decisions.

[View all spending for this school](#)

Priority cost categories

This shows where spending is different to similar schools.

Cost categories

This shows where spending is different to similar schools.

[View more details on cost categories \(opens in new tab\)](#)

Non-educational support staff

Save as image

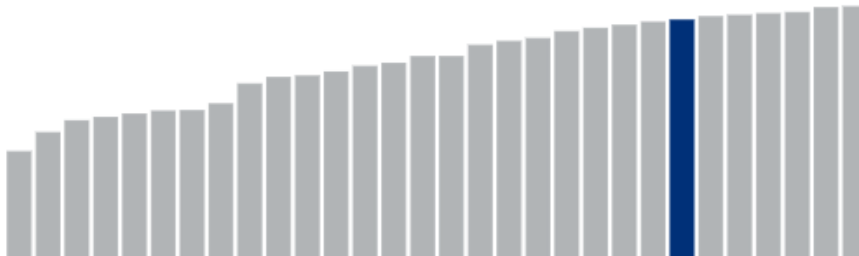
Copy image

E05

E07

E28a

High Spending is higher than **80%** of similar schools.



This school spends

£826

per pupil

Similar schools spend

£699

per pupil, on average

This school spends

£127 (18.1%)

more per pupil

Find ways to spend less

[Audit and financial services](#)

[HR, payroll and employee screening services](#)

[Specialist professional services](#)

[View all non-educational support staff and services costs.](#) This includes administrative and clerical staff, auditor costs, other staff and professional services (non-curriculum).

Priority cost categories

This shows where spending is different to similar schools.

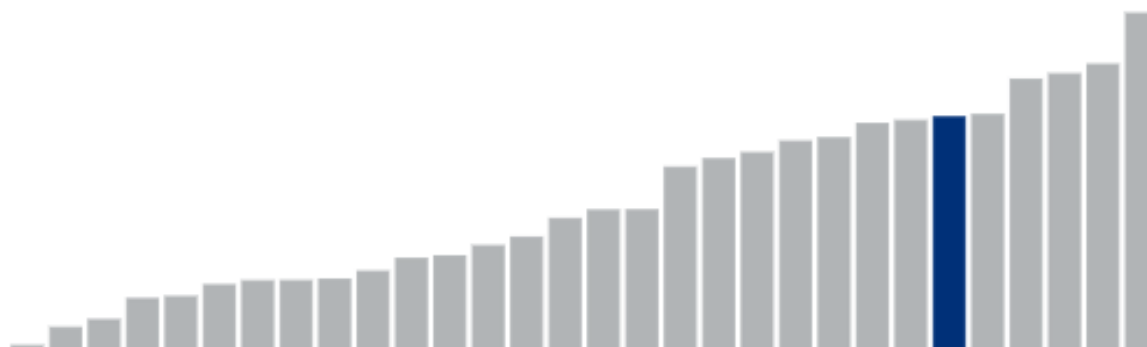
Administrative supplies

E22

E20D

High

Spending is higher than **83.3%** of similar schools.



This school spends

£100

per pupil

Similar schools spend

£58

per pupil, on average

This school spends

£42 (73.1%)

more per pupil

[View all administrative supplies costs.](#) This includes administrative supplies (non-educational).

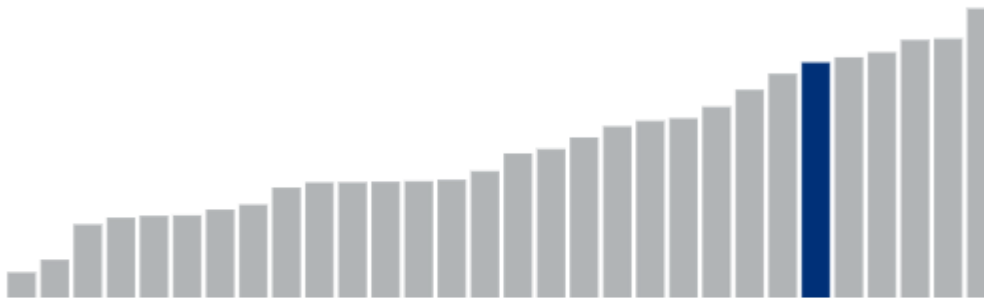
Priority cost categories

This shows where spending is different to similar schools.

Premises staff and services

E14 E12 E18 E04

High Spending is higher than **83.3%** of similar schools.



This school spends
£62
per square metre

Similar schools spend
£36
per square metre, on
average

This school spends
£26 (74.3%)
more per square metre

[View all premises staff and services costs.](#) This includes cleaning and caretaking, maintenance of premises, other occupation costs and premises staff.

Priority cost categories

This shows where spending is different to similar schools.

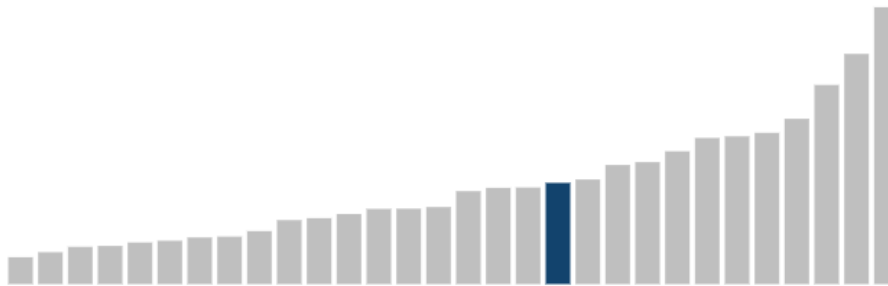
Administrative supplies

Save as image

Copy image

E22

Medium priority Spending is higher than **63.3%** of similar schools.



This school spends

£56

per pupil

Similar schools spend

£47

per pupil, on average

This school spends

£9 (20.2%)

more per pupil

Find ways to spend less

- [Communications solutions](#)
- [Communications solutions and associated telephony services](#)
- [Corporate software and related products and services](#)
- [Cyber security services 3](#)
- [Digital marketplace \(G-Cloud 13\)](#)
- [Education management systems](#)
- [Everything ICT](#)
- [ICT networking and storage solutions](#)
- [IT hardware](#)
- [Multi-functional devices and digital solutions](#)
- [Multifunctional devices and digital transformation solutions](#)
- [Multifunctional devices, print and digital workflow software services and managed print service provision](#)

[View all administrative supplies costs.](#) This includes administrative supplies (non-educational).

Priority cost categories

This shows where spending is different to similar schools.

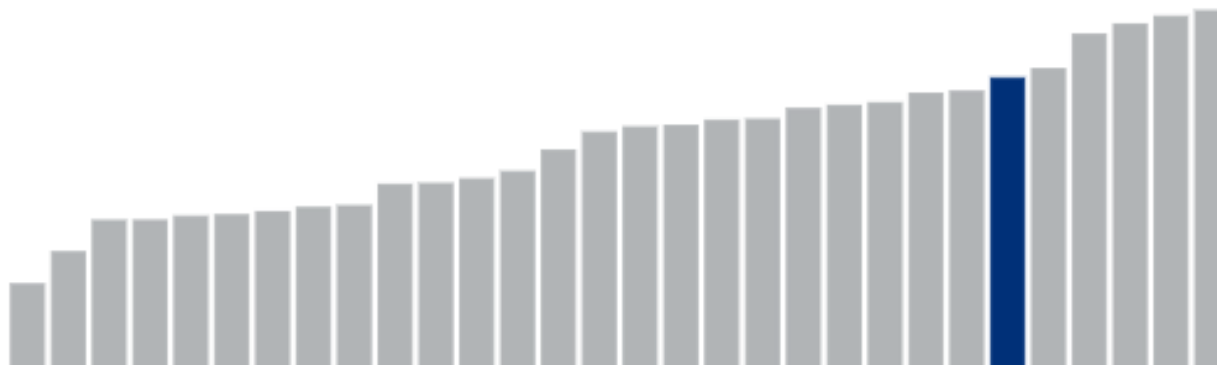
Educational supplies

E21

E19

Medium

Spending is higher than **83.3%** of similar schools.



This school spends

£241

per pupil

Similar schools spend

£198

per pupil, on average

This school spends

£43 (21.8%)

more per pupil

Priority cost categories

This shows where spending is different to similar schools.

Teaching and Teaching support staff

Save as image

Copy image

E01

E02

E26

E03

E27

Medium priority

Spending is less than **86.7%** of similar schools.



This school spends

£4,256

per pupil

Similar schools spend

£4,522

per pupil, on average

This school spends

£266 (5.9%)

less per pupil

[View all teaching and teaching support staff costs.](#) This includes teaching staff, supply teaching staff, agency supply teaching staff, education support staff and educational consultancy.

Priority cost categories

This shows where spending is different to similar schools.

Catering staff and supplies

E06 E25

Medium Spending is higher than **33.3%** of similar schools.



This school spends

£331

per pupil

Similar schools spend

£361

per pupil, on average

This school spends

£30 (8.2%)

less per pupil

[View all catering staff and supplies costs.](#) This includes catering staff and catering supplies.

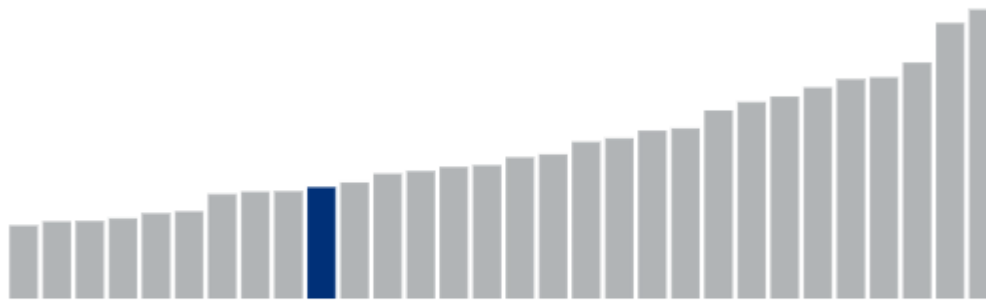
Priority cost categories

This shows where spending is different to similar schools.

Utilities

E16 E15

Medium Spending is higher than **33.3%** of similar schools.



This school spends
£11
per square metre

Similar schools spend
£13
per square metre, on
average

This school spends
£2 (19.0%)
less per square metre

[View all utilities costs.](#) This includes energy and water and sewerage.

Teaching and teaching support staff

^ Hide

Total teaching and teaching support staff costs

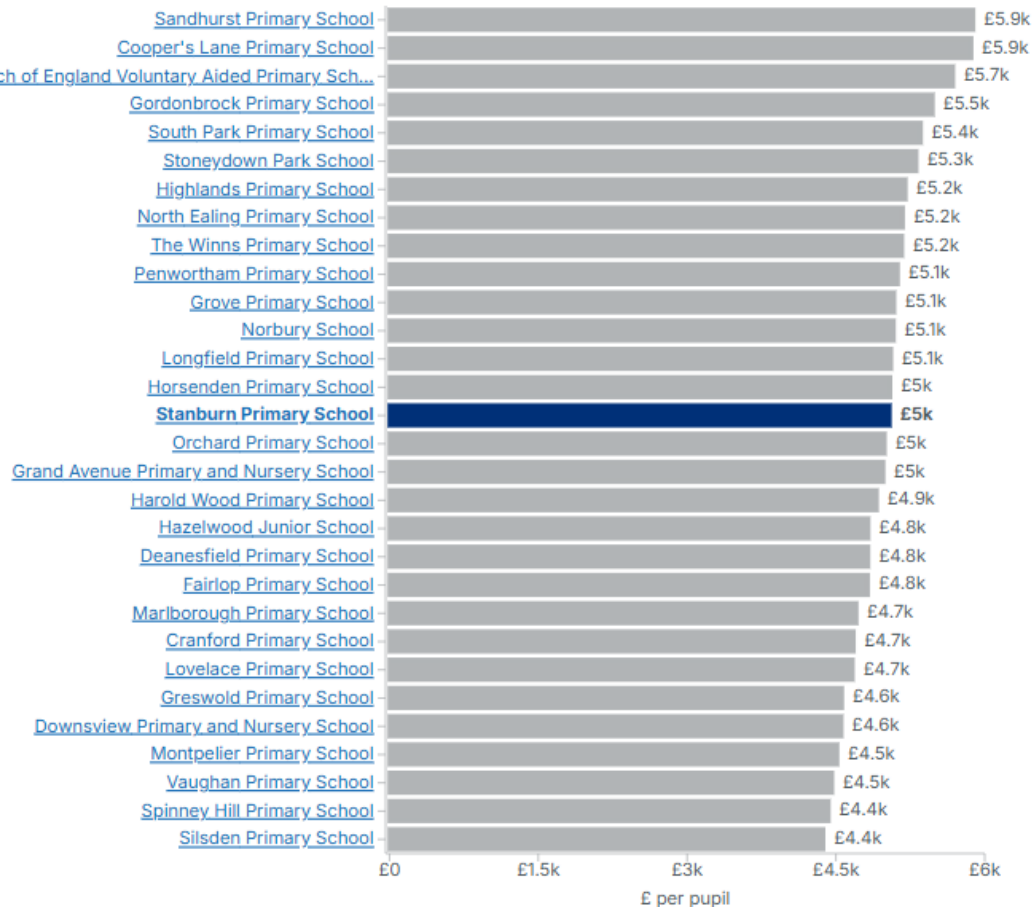
Cost category codes: **E01 E02 E26 E03 E27**

View graph as

£ per pupil

Save as image

Copy image



Staff Costs

[Reportable Salaries link](#)